

FIG. 5. COLORED IMAGE OBTAINED FOR NORMAL INSIDE PRESSURE AND REDUCED TORQUE




FIG. 4. COLORED IMAGE WHEN BOTH NORMAL INSIDE PRESSURE AND MAXIMUM TORQUE ARE APPLIED

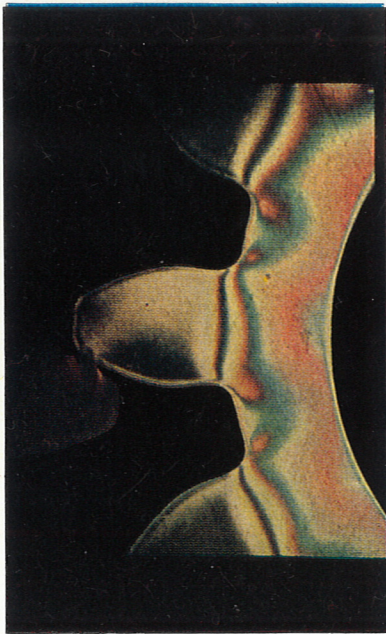


FIG. 2. COLORED IMAGE WHEN NORMAL INSIDE PRESSURE ALONE IS APPLIED




FIG. 3. COLORED IMAGE WHEN BOTH NORMAL INSIDE PRESSURE AND MAXIMUM TORQUE ARE APPLIED